

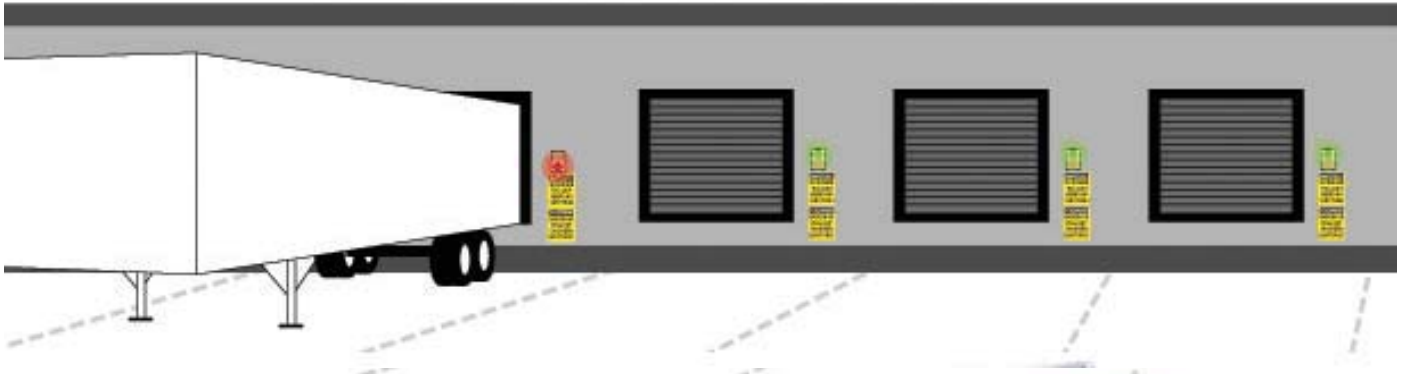
TDL - 1100 Series

Truck Service

SAFETY TRAFFIC SIGNAL DOCK LIGHT

DEMO UNITS AVAILABLE
UPON REQUEST

STOP & GO FOR LOADING & UNLOADING OPERATIONS OUTSIDE & INSIDE SAFETY

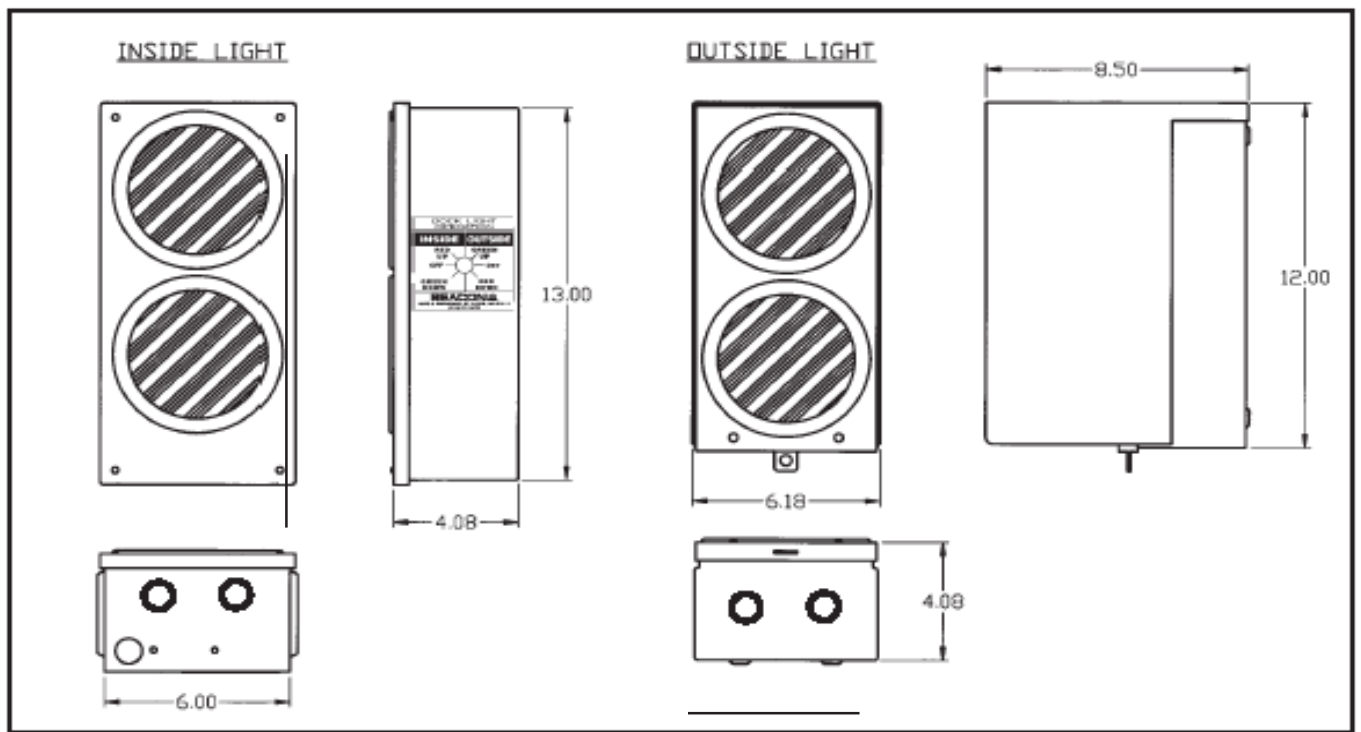


INSIDE SAFETY TRAFFIC SIGNAL DOCK LIGHT

BEACON



OUTSIDE SAFETY TRAFFIC SIGNAL DOCK LIGHT



- Easy Operation.
- Direct & Positive Communication between Truck Driver & Dock attendant.
- 10 Volt system (120V/10V stepdown).
- Solid State Flasher.
- 3 Way Toggle switch.
- Sealed lights.
- NEMA 3R Outside Enclosure Box.
- NEMA 1 Inside Enclosure Box.
- Wiring Instruction Included.

TDL-1100-M SERIES

Truck backs up to an outside flashing green safety traffic signal dock light. The inside traffic dock light is red.

Dock attendant changes light colors, using the toggle switch after truck has parked. The dock attendant changes the outside light to red and the inside light to green.

TDL-1100-A SERIES

OPTION Automatic light Change Switch - Lights change when the trucks backs up to dock. Lights change again as truck departs.

OPTIONAL DRIVE WARNING SIGNS FOR TRAFFIC DOCK LIGHT PACKAGE

Outside Signs



Inside Sign




CONTROL PANEL



ACCESSORIES

WHEEL CHOCK

Model B68-9
8" W x 5 1/4" H x 9" L



LAMINATED DOCK BUMPERS WITH STEEL SIDES

Model BH-1014-0-107
Overall Size 10" x 14"
Rubber Surface 10" x 9" x 4 1/2"

MOLDED DOCK BUMPER

Model BR 4-12-13
13" W x 12" H x 4" D



Other sizes available upon request