



**BEACON INDUSTRIES, INC.**

12300 Old Tesson Rd.

St. Louis, MO 63128-2247 USA

OFFICE: 314-487-7600 FAX: 314-487-0100

# Rail Shelter for Dock Door

## SUBMITTED FOR APPROVAL

Truck dock Dor-Seals shall be Rail Shelter Model  500 Series \_\_\_\_\_ as manufactured by Beacon Industries, Inc., to fit door opening \_\_\_\_\_" wide by \_\_\_\_\_" high. Curtain cover fabric shall be \_\_\_\_\_; and color of base fabric to be \_\_\_\_\_. Guide stripe shall be high visibility  yellow  orange  full length  standard length.

### General Options

- Flame-Retardent Fabric
- Door Numbers On Unit (Specify In Notes)
- Frame - Steel Tube Standard
- Raked Header
- Flat Header
- Three Sided Unit
- Four Sided Unit

### Standard Construction Features Summary

- The Rail Shelter to provide effective seal against Rail Car and prevent weather, dust, bugs, exhaust fumes from entering building.
  - Heavy-duty steel square tube frames top and sides covered with vinyl cover
  - Raked header to allow for drainage (Optional)
  - Easy operation for one person to extend unit or retract
  - Spring tension brings unit outward and holds unit against rail car
  - Wide variety of tested high quality fabrics available (see chart below) •
- One (1) year Warranty against manufacturing defects in material & workmanship from date of installation. \*Excludes any failure caused by improper application, improper installation, damage caused by damaged trucks or trailers, overloading, abuse or negligence, are not covered by warranty.

Consistent with our policy of continuing product improvement, we reserve the right to change these specifications without notice or obligation.








Shown with raked header and full length guide stripe

Standard: BASE FACE FABRIC: 22 oz Vinyl Coated Nylon - Black

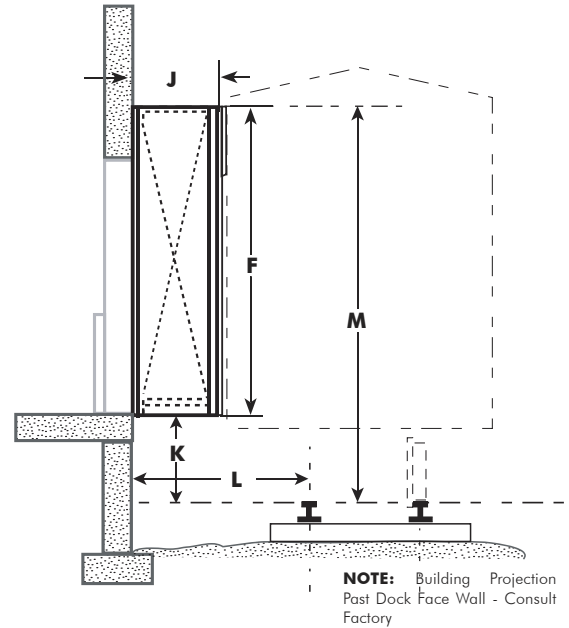
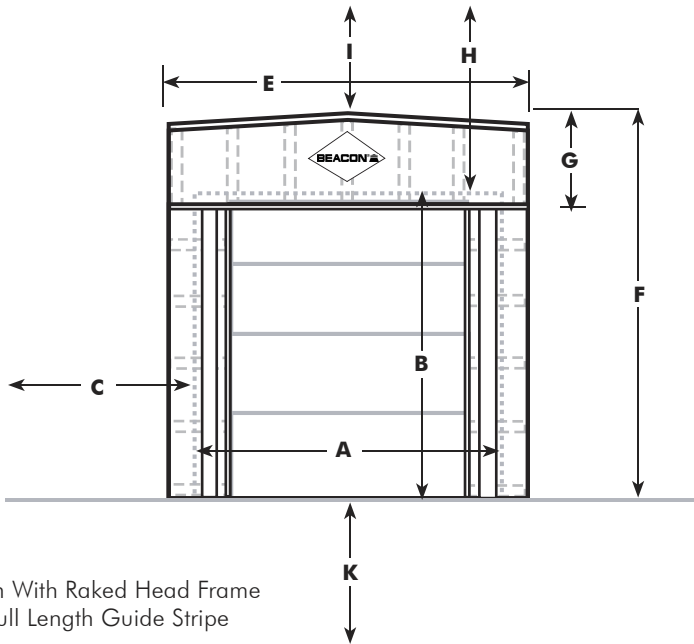
### Options: Select Base Face Fabric And Unit Color:

- |                                      |                                      |  |  |   |   |  |
|--------------------------------------|--------------------------------------|--|--|---|---|--|
| <input type="checkbox"/> 22 oz Vinyl | <input type="checkbox"/> 40 oz Vinyl | <input type="checkbox"/> 16 oz Hypalon | <input type="checkbox"/> 40 oz Hypalon | <input type="checkbox"/> 16 oz Neoprene | <input type="checkbox"/> 40 oz Neoprene | <input type="checkbox"/> High-Tear Resistant Guardian 60 |
| <input type="checkbox"/> Black       | <input type="checkbox"/> Black       | <input type="checkbox"/> Black         | <input type="checkbox"/> Black         | <input type="checkbox"/> Black          | <input type="checkbox"/> Black          | <input type="checkbox"/> Black                           |
| <input type="checkbox"/> Blue        | <input type="checkbox"/> Blue        | <input type="checkbox"/> Blue          | <input type="checkbox"/> Tan           |   |   |  |
| <input type="checkbox"/> Tan         | <input type="checkbox"/> Tan         | <input type="checkbox"/> Green         | <input type="checkbox"/> Brown         |   |   |  |
| <input type="checkbox"/> Green       | <input type="checkbox"/> Brown       | <input type="checkbox"/> Brown         |  |   |   |  |
| <input type="checkbox"/> Brown       |                                      |  |  |   |   |  |

### Fabric Color:

- |   |   |   |  |   |
|---|---|---|--|---|
| <input type="checkbox"/> Black  | <input type="checkbox"/> Blue   | <input type="checkbox"/> Tan  | <input type="checkbox"/> Green   | <input type="checkbox"/> Brown  |
|  |  |  |  |  |

# Rail Shelter for Dock Door Steel Frame with Adjustable Curtain with Pull Ropes



Shown With Raked Head Frame and Full Length Guide Stripe

**General Information**

Model \_\_\_\_\_ Color \_\_\_\_\_  
 Door Size: Width-**A** \_\_\_\_\_ Height-**B** \_\_\_\_\_  
 Number Of Units \_\_\_\_\_ Fabric \_\_\_\_\_  
 Flame-Retardent Fabric       Frame Steel Tube  
 Three Sided Unit               Four Sided Unit  
 Guide Stripe:  Yellow       Orange  
                           Full Length       Standard Length  
 Distance To Obstructions From Door-**C** \_\_\_\_\_  
 Dock Height Off Rail- **K** \_\_\_\_\_  
 Wall To Center Line Of First Rail -**L** \_\_\_\_\_  
 Clearance : Above Doors-**H** \_\_\_\_\_  Above Unit-**I** \_\_\_\_\_

**Standard Seal Information**

Projection of Unit-**J** \_\_\_\_\_ Side Curtain Width \_\_\_\_\_  
 Head Frame Style-  Raked  Flat  
 Shell Material  Fabric Sides \_\_\_\_\_  
 Front of Seal Opening: Width \_\_\_\_\_ Height \_\_\_\_\_  
 Overall Outside Unit Dimensions Width-**E** \_\_\_\_\_ Height-**F** \_\_\_\_\_  
 Total Height of Unit Off Top Of Rail-**M** \_\_\_\_\_  
**Head Curtain Height-G** \_\_\_\_\_  
 Velcro  
 Weighted                               Door Numbers \_\_\_\_\_

**NOTES:**

MODEL: \_\_\_\_\_ QUANTITY: \_\_\_\_\_  
 CUSTOMER: \_\_\_\_\_  
 SIGNATURE APPROVED BY: \_\_\_\_\_  
 PROJECT: \_\_\_\_\_  
 ADDRESS: \_\_\_\_\_  
 CITY: \_\_\_\_\_ STATE: \_\_\_\_\_  
 ARCHITECT: \_\_\_\_\_  
 GENERAL CONTRACTOR: \_\_\_\_\_



12300 Old Tesson Rd.  
 St. Louis, MO 63128-2247 USA  
 PH: 314-487-7600 FAX: 314-487-0100