

BEACON™

Cable Cord Covers


System features Dog Bone Connectors

FEATURES

- Protects cables and hoses up to 1.0" outside dia.
- The "original" cable protector
- Dog Bone Connectors to extend to any desired length
- Thick lid and base allow for high volume of traffic
- Hinged lid for easy cable placement
- Modular interlocking design



"Dog Bone" Connector



Protects cables and hoses up to 1.0" outside diameter

MODEL: BYJ5-125

5-CHANNEL CABLE PROTECTOR with hinged lid provides a safer crossing in high volume traffic areas while protecting valuable electrical cables and hose lines from damage. Modular interlocking design is ideal for use in industrial, commercial, and public applications.

Lid/Base Color Options

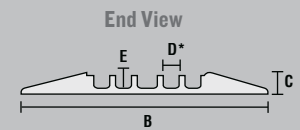
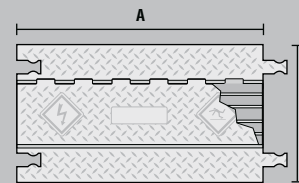


Yellow/Black = Y/B

LOAD CAPACITY

Max load tested at 70°F (21°C)

16,300 lb./Tire (7,393 kg)
32,600 lb./Axle (14,787 kg)



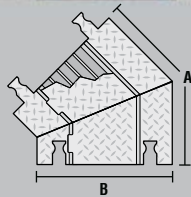
*NOTE: Center channel width is 1.65 in. (4.19 cm)

MODEL	A: LENGTH	B: WIDTH	C: HEIGHT	D: CHANNEL WIDTH	E: CHANNEL HEIGHT	WEIGHT
BYJ5-125	36 in. (91.4 cm)	19.75 in. (50.2 cm)	1.875 in. (4.76 cm)	1.375 in. (3.49 cm)	1 in. (2.54 cm)	28.2 lb. (12.8 kg)

ACCESSORIES for Yellow Jacket 5-Channel Heavy Duty Cable Protectors

45° LEFT TURN

MODEL: BYJ5TL-125

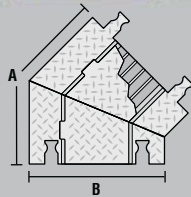


Turns Color:

Y/B = Yellow Lid with Black Ramps

45° RIGHT TURN

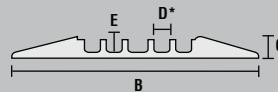
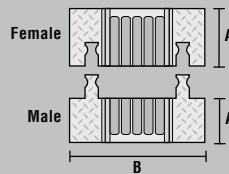
MODEL: BYJ5TR-125



Join left and right turns to create a jog

END CAPS (Pair Only)

MODEL: BYJ5EB-125



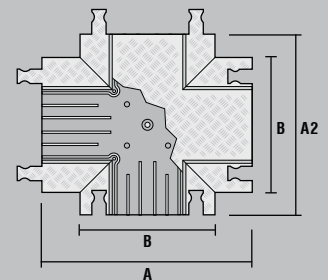
*NOTE: Center channel width is 1.65 in. (4.19 cm)

End Caps Color: Y = Yellow

90° 4-WAY CROSS

MODEL: BYJ5X-125

(Split or join cable runs)



45° LEFT TURN

MODEL	A: LENGTH	B: WIDTH	C: HEIGHT	D: CHANNEL WIDTH*	E: CHANNEL HEIGHT	WEIGHT	
45° LEFT TURN	BYJ5TL-125	24 in. (61 cm)	19.75 in. (50.2 cm)	1.875 in. (4.76 cm)	1.25 in. (3.18 cm)	1.325 in. (3.37 cm)	14.2 lb. (6.4 kg)
45° RIGHT TURN	BYJ5TR-125	24 in. (61 cm)	19.75 in. (50.2 cm)	1.875 in. (4.76 cm)	1.25 in. (3.18 cm)	1.325 in. (3.37 cm)	14.2 lb. (6.4 kg)
END CAPS (PAIR)	BYJ5EB-125	Female: 7.375 in. (18.7 cm)	19.75 in. (50.2 cm)	1.875 in. (4.76 cm)	1.25 in. (3.18 cm)	1.125 in. (2.86 cm)	4.05 lb. (1.8 kg)
		Male: 4.25 in. (10.8 cm)	19.75 in. (50.2 cm)	1.875 in. (4.76 cm)	1.25 in. (3.18 cm)	1.125 in. (2.86 cm)	3.45 lb. (1.6 kg)
90° 4-WAY CROSS	BYJ5X-125	A= 28.5 in. (72.4 cm) A2= 24.5 in. (62.2 cm)	19.75 in. (50.2 cm)	1.875 in. (4.76 cm)	1.339 in. (3.4 cm)	1.325 in. (3.37 cm)	23.1 lb. (10.5 kg)

AMS® ACCESSIBILITY RAMPS for 5-Channel Heavy Duty Cable Protectors

5-CHANNEL AMS® (Advanced Modular System) ACCESSIBILITY RAMPS feature a gradual slope and slip-resistant surface to ensure a safer crossing point for carts, forklifts, vehicles with small wheels and heavy trucks. In addition, each Accessibility Ramp system is manufactured to meet ADA and DDA compliant specifications.



ADA/DDA
Compliant

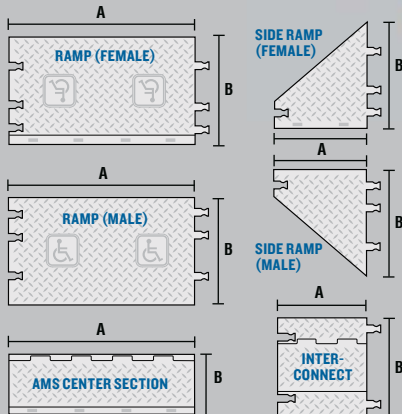
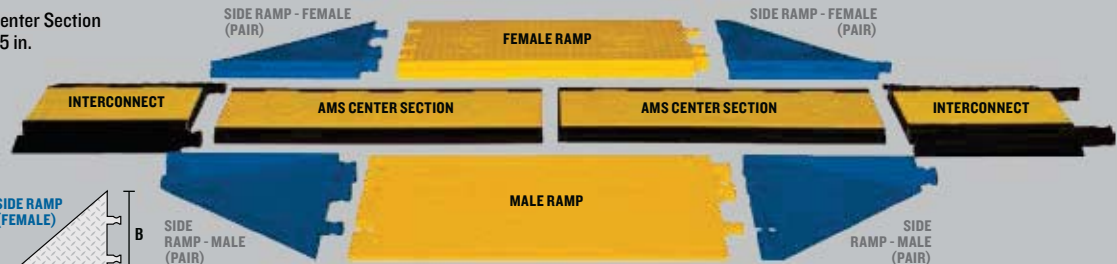
Channel height x width for AMS Center Section and Interconnect is 1.25 in. x 1.375 in.

Ramps: Yellow

Side Ramps: Blue

AMS and Interconnect:

Yellow lid with black base



*NOTE: Interconnects can connect to Guard Dog or Yellow Jacket 5-Channel

	MODEL	A: LENGTH	B: WIDTH	HEIGHT	WEIGHT
FEMALE RAMP	BWSA-125-RFAH-DY	36 in. (91.44 cm)	20.38 in. (51.75 cm)	1.875 in. (4.76 cm)	26 lb. (11.8 kg)
MALE RAMP	BWSA-125-RMAH-DY	36 in. (91.44 cm)	20 in. (50.8 cm)	1.875 in. (4.76 cm)	24.85 lb. (11.3 kg)
SIDE RAMPS - FEMALE (PAIR)	BWSA-125-BFF-BLU	17.75 in. (45.09 cm)	20.5 in. (52.07 cm)	1.875 in. (4.76 cm)	16.8 lb. (7.6 kg)
SIDE RAMPS - MALE (PAIR)	BWSA-125-BFM-BLU	17.75 in. (45.09 cm)	20.5 in. (52.07 cm)	1.875 in. (4.76 cm)	18.9 lb. (8.6 kg)
AMS CENTER SECTION	BYJ5-125-AMS-CTR	36 in. (91.44 cm)	11.75 in. (29.85 cm)	1.875 in. (4.76 cm)	16.7 lb. (7.6 kg)
INTERCONNECT*	BYJ5I-125	17.88 in. (45.4 cm)	19.75 in. (50.17 cm)	1.875 in. (4.76 cm)	M: 16 lb. (7.3 kg) F: 15.6 lb. (7.1 kg)

U.S. Patent No: 7,592,547, U.S. Patent No: 7,385,139, U.S. Patent No: 7,309,836

AMS® ACCESSIBILITY RAMP KITS for Yellow Jacket 5-Channel Heavy Duty Cable Protectors



KIT 1

KIT 1 - includes:

- 2 Ramps
- 4 Blue Side Ramps
- 2 AMS Center Sections
- 2 Interconnects*


*NOTE: Interconnects can connect to Guard Dog or Yellow Jacket 5-Channel

LOAD CAPACITY

Max load tested at 70°F (21°C)

16,300 lb./Tire (7,393 kg)
32,600 lb./Axle (14,787 kg)

	MODEL	LENGTH	WIDTH	HEIGHT	WEIGHT
AMS KIT 1	WSA-125-KIT1-HS	111.13 in. (228.3 cm)	51.25 in. (130.2 cm)	1.875 in. (4.76 cm)	151.5 lb. (68.7 kg)



KIT 2

KIT 2 - includes:

- 2 Ramps
- 4 Blue Side Ramps
- 2 AMS Center Sections

	MODEL	LENGTH	WIDTH	HEIGHT	WEIGHT
AMS KIT 2	WSA-125-KIT2-HS	75.38 in. (191.5 cm)	51.25 in. (130.2 cm)	1.875 in. (4.76 cm)	101 lb. (45.8 kg)



KIT 3

KIT 3 - includes:

- 2 Ramps
- 1 AMS Center Section

	MODEL	LENGTH	WIDTH	HEIGHT	WEIGHT
AMS KIT 3	WSA-125-KIT3-HS	36 in. (91.44 cm)	51.25 in. (130.2 cm)	1.875 in. (4.76 cm)	67.5 lb. (30.6 kg)