

BEACON™

Modular Cable Protectors

System features Dog Bone Connectors

FEATURES

- Protects cables and hoses up to 2.125" outside dia.
- The "original" cable protector
- Available with Standard or Wide ramps
- Dog Bone Connectors to extend to any desired length
- Thick lid and base allow for high volume of traffic
- Modular interlocking design



"Dog Bone" Connector



Protects cables and hoses up to 2.125" outside diameter

MODEL: BYJ3-225

3-CHANNEL CABLE PROTECTORS are available with either standard or wide ramps. The wide ramp models have longer ramps that make it easier for vehicles to cross over.

Both of these models have a hinged lid and they provide a safer crossing in high volume traffic areas while protecting valuable electrical cables and hose lines from damage. Modular interlocking design is ideal for use in industrial, commercial, and public applications.

Lid/Base Color Options



Yellow/Black = Y/B

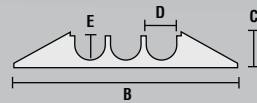
LOAD CAPACITY

Max load tested at 70°F (21°C)

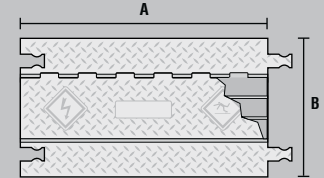
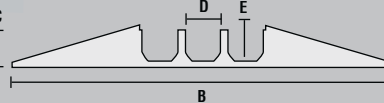
14,210 lb./Tire (6,446 kg)
28,420 lb./Axle (12,892 kg)

Available with either Standard or Wide Ramps!

End View - Standard Model



End View - Wide Model

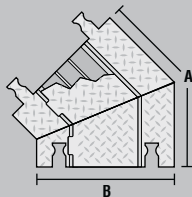


MODEL	A: LENGTH	B: WIDTH	C: HEIGHT	D: CHANNEL WIDTH	E: CHANNEL HEIGHT	WEIGHT
BYJ3-225	36 in. (91.4 cm)	18.5 in. (50.8 cm)	2.875 in. (7.3 cm)	2.125 in. (5.4 cm)	2.125 in. (5.4 cm)	34.15 lb. (15.5 kg)
BYJ3-225W	34.75 in. (88.3 cm)	26.75 in. (67.9 cm)	3.25 in. (8.3 cm)	2.125 in. (5.4 cm)	2.125 in. (5.4 cm)	62.9 lb. (28.5 kg)

ACCESSORIES for 3-Channel Heavy Duty Cable Protectors

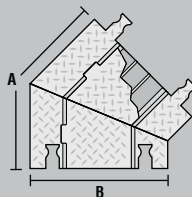
45° LEFT TURN

MODEL: BYJ3TL-225



45° RIGHT TURN

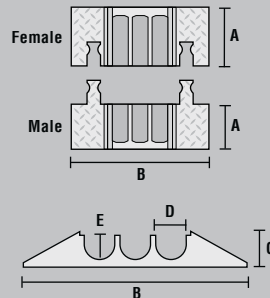
MODEL: BYJ3TR-225



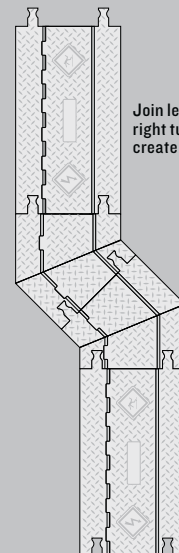
Turns Color: Y/B = Yellow Lid with Black Ramps

END CAPS (Pair Only)

MODEL: BYJ3EB-225



End Caps Color: Y = Yellow



Join left and right turns to create a jog

	MODEL	A: LENGTH	B: WIDTH	C: HEIGHT	D: CHANNEL WIDTH	E: CHANNEL HEIGHT	WEIGHT
45° LEFT TURN	BYJ3TL-225	23.5 in. (59.69 cm)	18.75 in. (47.63 cm)	2.875 in. (7.3 cm)	2.125 in. (5.4 cm)	2.125 in. (5.4 cm)	19 lb. (8.6 kg)
45° RIGHT TURN	BYJ3TR-225	23.5 in. (59.69 cm)	18.75 in. (47.63 cm)	2.875 in. (7.3 cm)	2.125 in. (5.4 cm)	2.125 in. (5.4 cm)	18.8 lb. (8.5 kg)
END CAPS (PAIR)	BYJ3EB-225	Female: 8.25 in. (20.96 cm)	18.625 in. (50.17 cm)	3 in. (7.62 cm)	2.125 in. (5.4 cm)	2.125 in. (5.4 cm)	6.2 lb. (2.8 kg)
		Male: 8.375 in. (21.27 cm)		3 in. (7.62 cm)			8.2 lb. (3.7 kg)

AMS[®] ACCESSIBILITY RAMPS for 3-Channel Heavy Duty Cable Protectors

3-CHANNEL AMS[®] (Advanced Modular System) ACCESSIBILITY RAMPS feature a gradual slope and slip-resistant surface to ensure a safer crossing point for carts, forklifts, vehicles with small wheels and heavy trucks. In addition, each Accessibility Ramp system is manufactured to meet ADA and DDA compliant specifications.



ADA/DDA
Compliant

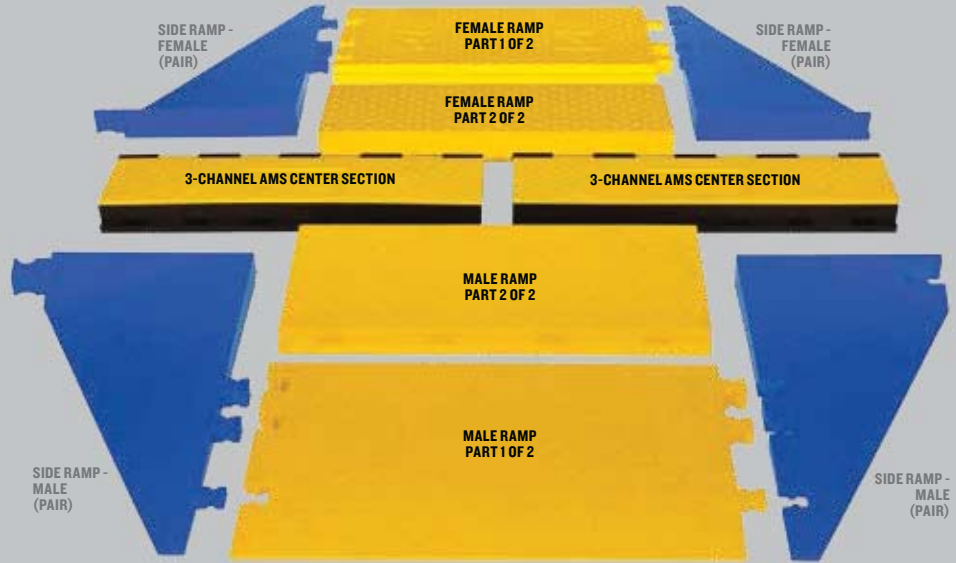
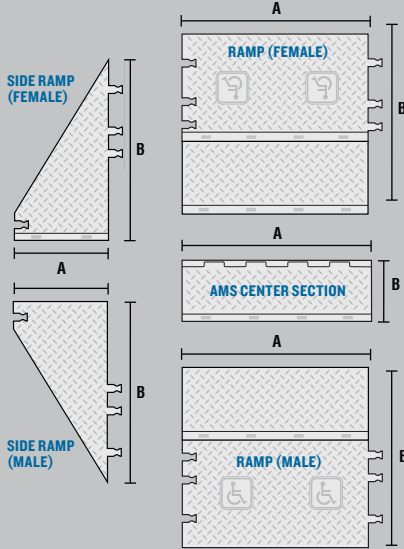
Features patented design and "Hourglass" connector system (with adapter for Dog Bone connector system)

Channel height x width for 3-Channel AMS
Center Section is 2.25 in. x 2.25 in.

Ramps: Yellow

Side Ramps: Blue

AMS: Yellow Lid with Black Base



U.S. Patent No: 7,592,547, U.S. Patent No: 7,385,139, U.S. Patent No: 7,309,836

	MODEL	A: LENGTH	B: WIDTH	C: HEIGHT	WEIGHT
FEMALE RAMP	BWSA-225-RFAH-DY	36 in. (91.44 cm)	33.25 in. (84.46 cm)	3 in. (7.62 cm)	90.1 lb. (40.9 kg)
MALE RAMP	BWSA-225-RMAH-DY	36 in. (91.44 cm)	33.375 in. (84.77 cm)	3 in. (7.62 cm)	90.1 lb. (40.9 kg)
SIDE RAMPS - FEMALE (PAIR)	BWSA-225-BFF-BLU	17.75 in. (45.09 cm)	35.5 in. (90.17 cm)	3 in. (7.62 cm)	17.2 lb. (7.8 kg) (EACH)
SIDE RAMPS - MALE (PAIR)	BWSA-225-BFM-BLU	17.75 in. (45.09 cm)	35.5 in. (90.17 cm)	3 in. (7.62 cm)	18.4 lb. (8.3 kg) (EACH)
3-CHANNEL AMS CENTER SECTION	BYJ3-225-AMS-CTR	36 in. (91.44 mm)	9.87 in. (25.07 cm)	3 in. (7.62 cm)	19.5 lb. (8.8 kg)

AMS[®] ACCESSIBILITY RAMP KITS for 3-Channel Heavy Duty Cable Protectors



AMS KIT 1

LOAD CAPACITY

Max load tested at 70°F (21°C)

14,210 lb./Tire (6,446 kg)
28,420 lb./Axle (12,892 kg)

KIT 1

KIT 1 - includes:

- 2 Ramps
- 4 Blue Side Ramps
- 2 AMS Center Sections

	MODEL	LENGTH	WIDTH	HEIGHT	WEIGHT
AMS KIT 1	BWSA-225-KIT1-HS	71.25 in. (180.98 cm)	77.875 in. (197.8 cm)	3 in. (7.62 cm)	290.4 lb. (131.7 kg)



AMS KIT 2

KIT 2

KIT 2 - includes:

- 2 Ramps
- 1 AMS Center Section

	MODEL	LENGTH	WIDTH	HEIGHT	WEIGHT
AMS KIT 2	BWSA-225-KIT2-HS	36 in. (91.44 cm)	77.875 in. (197.8 cm)	3 in. (7.62 cm)	199.7 lb. (90.6 kg)