

# BEACON™

## Cross Over Cable Ramp

For heavy duty mining and construction sites

### FEATURES

- Protects cables & hoses in mining and construction
- Made from durable urethane that withstands over a million pounds gross vehicle weight
- Impact and abrasion resistant to trucks and falling rock
- Eliminates cost of trenching or rerouting cables
- Protects cables and hoses up to 5.5" outside dia.

EXTREME CROSSOVER PADS provide protection for electrical cables used in mining and construction. Durable urethane construction withstands thousands of pounds of weight and endures constant pounding, impact and abrasion caused by haul trucks and falling rocks. Extensively tested and proven to be oil, chemical, abrasion, cut/tear and temperature resistant. Types 3 and 4 feature molded-in through-holes for tow chain attachment (chain not included). Type 5 includes heavy duty chain handle on each side. Crossover sections can be fastened together for any length required. The use of crossover pads greatly improves safety and eliminates the cost and labor of burying, rerouting, or stringing cables overhead.

Custom lengths available up to 40' on Type 5 models.

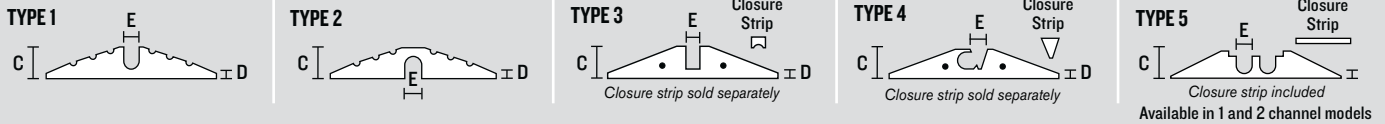
TYPE 1 and 2: Feature molded-in hand holds for ease of placement.

TYPE 3 and 4: Feature two molded-through 1-inch holes for fastening together multiple pad sections using wire rope (wire rope not included). CLOSURE STRIPS SOLD SEPARATELY.

TYPE 5: Feature steel framework throughout and molded-in chains at both ends for moving. One and two channel options offered. Closure strip included and available in lengths up to 10'.

**NOTE:** Please make your product selection carefully. Extreme Crossover Systems are non-returnable.

#### End Views



**WARNING:** Crossover pads are for rubber-tired vehicles only and are not for equipment with metal tracks.



400-ton haul truck drives over an Extreme Crossover Pad

MODEL	DESCRIPTION	A: LENGTH	B: WIDTH	C: HEIGHT	D: STEP HEIGHT	E: SLOT SIZE	COLOR	WEIGHT
BX0118-2	Type 1	24 in. (61.0 cm)	18 in. (45.7 cm)	4.5 in. (11.4 cm)	1 in. (2.5 cm)	2.5 in. (6.4 cm)	Orange	37 lb. (16.8 kg)
BX0218-2	Type 2	24 in. (61.0 cm)	18 in. (45.7 cm)	4.5 in. (11.4 cm)	1 in. (2.5 cm)	3.0 in. (7.6 cm)	Orange	37 lb. (16.8 kg)
BX0342-10	Type 3	120 in. (304.8 cm)	42 in. (106.7 cm)	7 in. (17.8 cm)	.75 in. (1.9 cm)	3.5 in. (8.9 cm)	Orange	852 lb. (386.5 kg)
BX0342-CS-10	Closure Strip	120 in. (304.8 cm)	3.43 in. (8.7 cm)	3.3 in. (8.4 cm)	N/A	N/A	Orange	50 lb. (22.7 kg)
BX0436-8	Type 4	96 in. (243.8 cm)	36 in. (91.4 cm)	5 in. (12.7 cm)	.75 in. (1.9 cm)	3.25 in. (8.3 cm)	Orange	415 lb. (188.2 kg)
BX0436-CS-8	Closure Strip	96 in. (243.8 cm)	3.25 in. (8.3 cm)	3.375 in. (8.6 cm)	N/A	N/A	Orange	44 lb. (20 kg)
BX0436-10	Type 4	120 in. (304.8 cm)	36 in. (91.4 cm)	5 in. (12.7 cm)	.75 in. (1.9 cm)	3.25 in. (8.3 cm)	Orange	518 lb. (235 kg)
BX0436-CS-10	Closure Strip	120 in. (304.8 cm)	3.25 in. (8.3 cm)	3.375 in. (8.6 cm)	N/A	N/A	Orange	55 lb. (25 kg)
BX0442-8	Type 4	96 in. (243.8 cm)	42 in. (106.7 cm)	7 in. (17.8 cm)	.75 in. (1.9 cm)	4.5 in. (11.4 cm)	Orange	610 lb. (277 kg)
BX0442-CS-8	Closure Strip	96 in. (243.8 cm)	4.5 in. (11.4 cm)	5.375 in. (13.7 cm)	N/A	N/A	Orange	84 lb. (38.2 kg)
BX0442-10	Type 4	120 in. (304.8 cm)	42 in. (106.7 cm)	7 in. (17.8 cm)	.75 in. (1.9 cm)	4.5 in. (11.4 cm)	Orange	852 lb. (387 kg)
BX0442-CS-10	Closure Strip	120 in. (304.8 cm)	4.5 in. (11.4 cm)	5.375 in. (13.7 cm)	N/A	N/A	Orange	105 lb. (47.6 kg)

#### TYPE 5 (1-CHANNEL)

MODEL	DESCRIPTION	A: LENGTH	B: WIDTH	C: HEIGHT	D: STEP HEIGHT	E: SLOT SIZE	COLOR	WEIGHT
BX035-3-1-L10	Type 5 - 1-Channel	120 in. (304.8 cm)	35.5 in. (90.17 cm)	6.5 in. (16.51 cm)	.5 in. (1.27 cm)	3.5 in. (8.9 cm)	Orange or Black	858 lb. (390 kg)
BX035-3-1-L20	Type 5 - 1-Channel	240 in. (609.6 cm)	35.5 in. (90.17 cm)	6.5 in. (16.51 cm)	.5 in. (1.27 cm)	3.5 in. (8.9 cm)	Orange or Black	1,655 lb. (751 kg)
BX035-3-1-L30	Type 5 - 1-Channel	360 in. (914.4 cm)	35.5 in. (90.17 cm)	6.5 in. (16.51 cm)	.5 in. (1.27 cm)	3.5 in. (8.9 cm)	Orange or Black	2,454 lb. (1114 kg)
BX035-3-1-L40	Type 5 - 1-Channel	480 in. (1219.2 cm)	35.5 in. (90.17 cm)	6.5 in. (16.51 cm)	.5 in. (1.27 cm)	3.5 in. (8.9 cm)	Orange or Black	3,253 lb. (1476 kg)
BX039-4-1-L10	Type 5 - 1-Channel	120 in. (304.8 cm)	39.5 in. (100.33 cm)	7.5 in. (19.05 cm)	.5 in. (1.27 cm)	4.5 in. (11.4 cm)	Orange or Black	1,027 lb. (466 kg)
BX039-4-1-L20	Type 5 - 1-Channel	240 in. (604.6 cm)	39.5 in. (100.33 cm)	7.5 in. (19.05 cm)	.5 in. (1.27 cm)	4.5 in. (11.4 cm)	Orange or Black	1,995 lb. (905 kg)
BX039-4-1-L30	Type 5 - 1-Channel	360 in. (914.4 cm)	39.5 in. (100.33 cm)	7.5 in. (19.05 cm)	.5 in. (1.27 cm)	4.5 in. (11.4 cm)	Orange or Black	2,964 lb. (1345 kg)
BX039-4-1-L40	Type 5 - 1-Channel	480 in. (1219.2 cm)	39.5 in. (100.33 cm)	7.5 in. (19.05 cm)	.5 in. (1.27 cm)	4.5 in. (11.4 cm)	Orange or Black	3,932 lb. (1784 kg)

(Continued on next page)

### TYPE 5 (1-CHANNEL)

MODEL	DESCRIPTION	A: LENGTH	B: WIDTH	C: HEIGHT	D: STEP HEIGHT	E: SLOT SIZE	COLOR	WEIGHT
BX043-5-1-L10	Type 5 - 1-Channel	120 in. (304.8 cm)	43.5 in. (110.49 cm)	8.5 in. (21.59 cm)	.5 in. (1.27 cm)	5.5 in. (14.0 cm)	Orange or Black	1,209 lb. (549 kg)
BX043-5-1-L20	Type 5 - 1-Channel	240 in. (609.6 cm)	43.5 in. (110.49 cm)	8.5 in. (21.59 cm)	.5 in. (1.27 cm)	5.5 in. (14.0 cm)	Orange or Black	2,358 lb. (1070 kg)
BX043-5-1-L30	Type 5 - 1-Channel	360 in. (914.4 cm)	43.5 in. (110.49 cm)	8.5 in. (21.59 cm)	.5 in. (1.27 cm)	5.5 in. (14.0 cm)	Orange or Black	3,509 lb. (1592 kg)
BX043-5-1-L40	Type 5 - 1-Channel	480 in. (1219.2 cm)	43.5 in. (110.49 cm)	8.5 in. (21.59 cm)	.5 in. (1.27 cm)	5.5 in. (14.0 cm)	Orange or Black	4,659 lb. (2114 kg)

### TYPE 5 (2-CHANNEL)

MODEL	DESCRIPTION	A: LENGTH	B: WIDTH	C: HEIGHT	D: STEP HEIGHT	E: SLOT SIZE	COLOR	WEIGHT
BX039-3-2-L10	Type 5 - 2-Channel	120 in. (304.8 cm)	39 in. (99.1 cm)	6.5 in. (16.51 cm)	.5 in. (1.27 cm)	3.5 in. (8.9 cm)	Orange or Black	915 lb. (416 kg)
BX039-3-2-L20	Type 5 - 2-Channel	240 in. (609.6 cm)	39 in. (99.1 cm)	6.5 in. (16.51 cm)	.5 in. (1.27 cm)	3.5 in. (8.9 cm)	Orange or Black	1,771 lb. (804 kg)
BX039-3-2-L30	Type 5 - 2-Channel	360 in. (914.4 cm)	39 in. (99.1 cm)	6.5 in. (16.51 cm)	.5 in. (1.27 cm)	3.5 in. (8.9 cm)	Orange or Black	2,628 lb. (1192 kg)
BX039-3-2-L40	Type 5 - 2-Channel	480 in. (1219.2 cm)	39 in. (99.1 cm)	6.5 in. (16.51 cm)	.5 in. (1.27 cm)	3.5 in. (8.9 cm)	Orange or Black	3,484 lb. (1581 kg)
BX047-4-2-L10	Type 5 - 2-Channel	120 in. (304.8 cm)	47 in. (119.4 cm)	7.5 in. (19.05 cm)	.5 in. (1.27 cm)	4.5 in. (11.4 cm)	Orange or Black	1,223 lb. (555 kg)
BX047-4-2-L20	Type 5 - 2-Channel	240 in. (604.6 cm)	47 in. (119.4 cm)	7.5 in. (19.05 cm)	.5 in. (1.27 cm)	4.5 in. (11.4 cm)	Orange or Black	2,387 lb. (1083 kg)
BX047-4-2-L30	Type 5 - 2-Channel	360 in. (914.4 cm)	47 in. (119.4 cm)	7.5 in. (19.05 cm)	.5 in. (1.27 cm)	4.5 in. (11.4 cm)	Orange or Black	3,552 lb. (1612 kg)
BX047-4-2-L40	Type 5 - 2-Channel	480 in. (1219.2 cm)	47 in. (119.4 cm)	7.5 in. (19.05 cm)	.5 in. (1.27 cm)	4.5 in. (11.4 cm)	Orange or Black	4,716 lb. (2140 kg)
BX051-5-2-L10	Type 5 - 2-Channel	120 in. (304.8 cm)	51 in. (129.6 cm)	8.5 in. (21.59 cm)	.5 in. (1.27 cm)	5.5 in. (14.0 cm)	Orange or Black	1,396 lb. (634 kg)
BX051-5-2-L20	Type 5 - 2-Channel	240 in. (609.6 cm)	51 in. (129.6 cm)	8.5 in. (21.59 cm)	.5 in. (1.27 cm)	5.5 in. (14.0 cm)	Orange or Black	2,733 lb. (1240 kg)
BX051-5-2-L30	Type 5 - 2-Channel	360 in. (914.4 cm)	51 in. (129.6 cm)	8.5 in. (21.59 cm)	.5 in. (1.27 cm)	5.5 in. (14.0 cm)	Orange or Black	4,070 lb. (1847 kg)
BX051-5-2-L40	Type 5 - 2-Channel	480 in. (1219.2 cm)	51 in. (129.6 cm)	8.5 in. (21.59 cm)	.5 in. (1.27 cm)	5.5 in. (14.0 cm)	Orange or Black	5,407 lb. (2453 kg)

# BEACON™

## EXTREME MODULAR CROSSOVER SYSTEM

System features Dog Bone Connectors


### FEATURES

- Protects cables and hoses up to 3.75" outside dia.
- Easily handles the load of a 400-ton haul truck
- Dog Bone Connectors to extend to any desired length
- Thick lid and base allow for high volume of traffic
- Hinged lid for easy cable placement
- Modular interlocking design



"Dog Bone" Connector

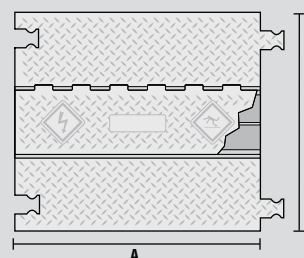
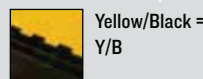
2-CHANNEL EXTREME MODULAR CROSSOVER SYSTEM with hinged lid provides a safer crossing in extreme heavy duty traffic areas while protecting valuable electrical cables and hose lines from damage. Durable urethane construction withstands the load of a 400-ton haul truck and endures the constant pounding, impact and abrasion caused by haul trucks and falling rocks. Modular interlocking design is ideal for use in industrial and heavy duty applications.



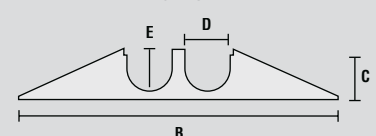
Protects cables and hoses up to 3.75" outside diameter

MODEL: BYJ2-400

#### Lid/Base Color Options



End View



MODEL	A: LENGTH	B: WIDTH	C: HEIGHT	D: CHANNEL WIDTH	E: CHANNEL HEIGHT	WEIGHT
BYJ2-400	35.75 in. (90.8 cm)	42.125 in. (106.7 cm)	5.125 in. (14.9 cm)	3.875 in. (9.84 cm)	3.75 in. (9.53 cm)	147 lb. (66.7 kg)