


PROTECTIVE BARRIERS

PROTECTIVE BARRIERS FOR PEOPLE AND PROPERTY

APPLICATIONS

- ◆ Inner Plant Offices
- ◆ Shipping & Receiving Areas
- ◆ Aisle Ways
- ◆ Personnel Protection
- ◆ Parking Lots
- ◆ Racks & Shelves
- ◆ Specialty Machinery
- ◆ Mezzanines
- ◆ Recreation Areas

GUARD RAIL SYSTEMS



SAFETY BOLLARDS




MACHINERY & RACK GUARDS




COLUMN & PIPE PROTECTORS



RACK GUARDS



SAFETY RAILING



GUIDANCE BARRIERS / GATES / MISC.



Beacon Industries, Inc.
 12300 Old Tesson Rd.
 St. Louis, MO 63128-2247 USA
 Phone: (314) 487-7600 Fax: (314) 487-0100
beaontechnology.com
 E-Mail: sales@beaontechnology.com

GUIDANCE BARRIERS

INDOOR PERSONNEL BARRIER

SERIES BWEB



Keep personnel and customers flowing with economical personnel guidance barriers. Perfect for restaurants, offices, hospitals and schools. The poly strap, model BWEB-P-BY, extends out 132" and is ideal for both indoor and outdoor applications. The fabric strap, model BWEB-P and BWEB-W, extends 72" and is ideal for indoor applications.

MODEL	DESCRIPTION
BWEB-P-BY	38"H Poly Pedestal Mount (black/yellow)
BWEB-P	40"H Post with Web & Self Reeling Top (b/w)
BWEB-W	Wall Mounted with Receptacle (black/white)

SIGN STANDS

SERIES BS-STAND



Ideal for all types of signs. Surface mounted with a weighted base, includes (3) holes, 9/16" diameter with 1-3/8" diameter counter-bore for permanent mounting. Removable post will accept virtually any sign (sign & mounting hardware not included). Steel construction with painted black finish (BS-STAND) or chrome finish (BS-STAND-CH) available.

MODEL	OVERALL HEIGHT	BASE DIAMETER	PIPE DIAMETER
BS-STAND	48"	18"	1-7/8"
BS-STAND-CH	48"	18"	1-7/8"

FREESTANDING OR INTERLOCKING BARRICADE

SERIES BYCM-41




Warn people of safety hazards ahead such as open manholes, wet/icy floors or spills. Lightweight and easy to set up and break down for temporary hazards. Features a support stand for freestanding units or interlocking capabilities for those larger jobs. Constructed from a highly visible yellow polyethylene.

MODEL	OVERALL HEIGHT	INSIDE WIDTH	WEIGHT (POUNDS)
BYCM-41	41"	31"	6

TRAFFIC CONES

SERIES BTC-30



Highly visible from far distances these safety cones are ideal for over the road trailers, public works and police departments. The durable all weather cones are constructed of PVC and feature a removable weighted bottom. Units won't fade or crack and bounce back to shape when crushed.

MODEL	OVERALL HEIGHT	BASE WIDTH	BASE LENGTH
BTC-30	30-3/4"	17-3/4"	17-3/4"