

# DRUM HANDLING EQUIPMENT

For Steel, Fiber and Plastic Drums



Beacon Industries, Inc.  
12300 Old Tesson Rd.  
St. Louis, MO 63128-2247 USA  
Phone: (314) 487-7600 Fax: (314) 487-0100  
E-Mail: [sales@beacontechology.com](mailto:sales@beacontechology.com)  
[beacontechology.com](http://beacontechology.com)

# DRUM SOCKET

BBUNG-S

Open drum bungs easily! Designed to be used with standard socket wrenches (wrenches not included). Available in non-sparking bronze alloy or cast steel.



Tighten or Remove with a Ratcheting Wrench

Model Number	Description	Drive Size	Bung Size
BBUNG-S-B1	Non-Sparking Bronze Alloy	3/8"	3/4" and 2"
BBUNG-S-B2	Non-Sparking Bronze Alloy	1/2"	3/4" and 2"
BBUNG-S-S1	Bright Zinc Plated Cast Steel	3/8"	3/4" and 2"
BBUNG-S-S2	Bright Zinc Plated Cast Steel	1/2"	3/4" and 2"
BBUNG-S	Bright Zinc Plated Cast Steel	3/4"	3/4" and 2"



Attaches Easily



Fits 2" Bungs



Fits 3/4" Bungs

# DRUM WRENCHES (FOR BUNGS, FAUCETS & RINGS)

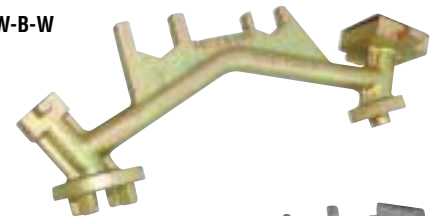
BBNW

Specialty Bung Nut Wrenches are available in cast steel with polished zinc finish, non-sparking aluminum or non-sparking bronze alloy to meet many applications.

These multipurpose drum tools not only open and close drum bungs or plugs, they also work as a **bung wrench**, **ring wrench** and **faucet wrench** all in one! Wrenches are universal in which they fit all types of industrial drum plugs and bungs in metal or plastic. The angled handles on model **BBNW-I-W** and **BBNW-B-W** protect knuckles in most positions. Cast steel durability not bend, break or chip. Eliminate the need for extra tools with these multifunctional drum wrenches! Patent pending.

Model Number	Description	Overall Length
BBNW-A	Non-Sparking Aluminum (Single Ended)	10-1/2"
BBNW-I-W	Polished Zinc Cast Steel	12"
BBNW-B-W	Non-Sparking Bronze Alloy	12"
BBNW-IX-W	Polished Zinc Cast Steel	12"
BBNW-BX-W	Non-Sparking Bronze Alloy	12"

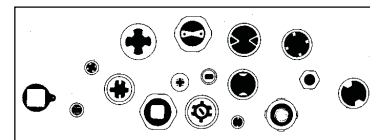

BNW-B-W



BBNW-IX-W



BBNW-A




Fits a Variety of Socket Openings

# DRUM SPOUT

BTAP-3

The **BTAP-3** is the best way to empty or fill a drum while leaving it in the horizontal position. The Tappo Drum Dispenser saves time, energy, risk of spills and above all your back.



### Easy to Use Operation:

- 1) Insert Tappo into the large drum plug. Connect Tappo to drum by turning the lock ring to the right.
- 2) With the Tappo Drum Dispenser there is no risk of coming into contact with harmful fluids. Unscrew the drum plug cap by turning the handle to the left. You have complete control over the flow by moving handle towards you.
- 3) On completion of tapping: Screw in the drum plug with the handle and disconnect Tappo from the drum by turning the lock ring in the opposite direction.
- 4) Tappo also makes filling a drum simple. Just turn drum 180° so the spout is facing upwards.

# DRUM PUMP FUNNEL

BDP-FUN

- Polyethylene Construction
- Fits 55 Gallon Drums
- 5 Gallon Capacity

Eliminate spills, drips and the need for absorbent pads on top of drums with this easy to use Drum Funnel. A 3/4" drain fits into one opening of your drum while the drum pump (sold separately) is installed into the opposite opening through the adjustable opening in the funnel.



Drum Funnel model BDP-FUN