

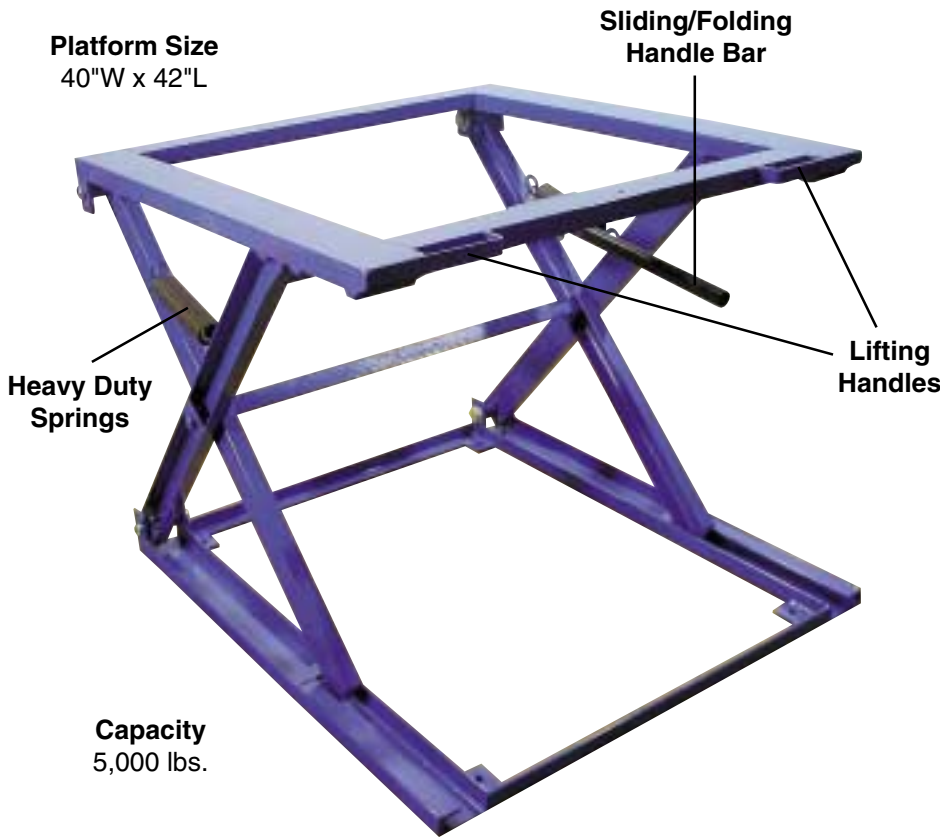
Adjustable

PALLET STANDS

The all welded steel constructed Pallet Stand, model BPS-4045, has heavy duty springs which allows one person to adjust it up and down.

- Less Fatigue
- Increased Efficiency
- 3 Height Settings
- Heavy Duty Design

Model **BPS-4045**




HOW TO OPERATE UNIT

The Handle Bar has three settings. The **Middle**, or neutral position, for storage. The **Left** setting for moving the stand from storage position into the first position, and the **Right** setting is for moving the stand from first position to the second or third position.

- 1) Slide Handle Bar from the **Middle** position either **Left** or **Right**, depending on position needed, and lift up on lift handles.
- 2) Once unit is at desired height put the Handle Bar back into the **Middle** or neutral position.
- 3) Align/set pallet evenly onto stand.
- 4) The pallet **MUST BE REMOVED** before adjusting stand to another work height.

Working Heights



Lowered Height 10"



1st Setting 20-1/4"



2nd Setting 30-1/2"




3rd Setting 35-1/4"

Pallet Stand w/Carousel

Model **BPS-4045-CA**

The Adjustable Pallet Stand is also available with a bolt-on carousel, model BPS-4045-CA. This 40" diameter carousel manually rotates 360°. Three working heights including the carousel are; 22-1/2", 32-3/4", 37-1/2" and a lowered height of 12-1/4". Capacity is 4,000 lbs. The carousel stands 2-1/4" high off the Pallet Stand.



ECONOMICAL TRANSPORTERS

DOLLIES FOR PALLETS/BASKETS/CRATES

- Reduce Fork Truck/Dependence
- Transport Pallets to Ergonomic Working Positions



- 8" Phenolic Casters for Easier Movement
- Capacity is 4,000 lbs.

Adjustable Height with Tilt Capability

Model BC-ATH-4048

- Usable Size of 40" Wide by 48" Long
- Shown with Optional Adjustable Corner Guards
- Capacity is 4,000 lbs.
- Weight 250 lbs.



Adjustable Height & Optional Adjustable Corner Guards

Model BC-AH-4048

- 5" Adjustment
- Usable Size of 40" Wide x 48" Long
- Capacity is 4,000 lbs.
- Weight 160 lbs.

Economy Fixed Height

Model BC-FH-4048

- Usable Size of 40" Wide by 48" Long
- Capacity is 4,000 lbs.
- Shown with Optional Corner Guards
- Weight 145 lbs.



Fixed Height with Carousel

Model BC-FC-40

- Economical Way to Position the Product to the Person
- 40" Diameter Carousel Ring
- Capacity is 4,000 lbs.
- Weight 190 lbs.